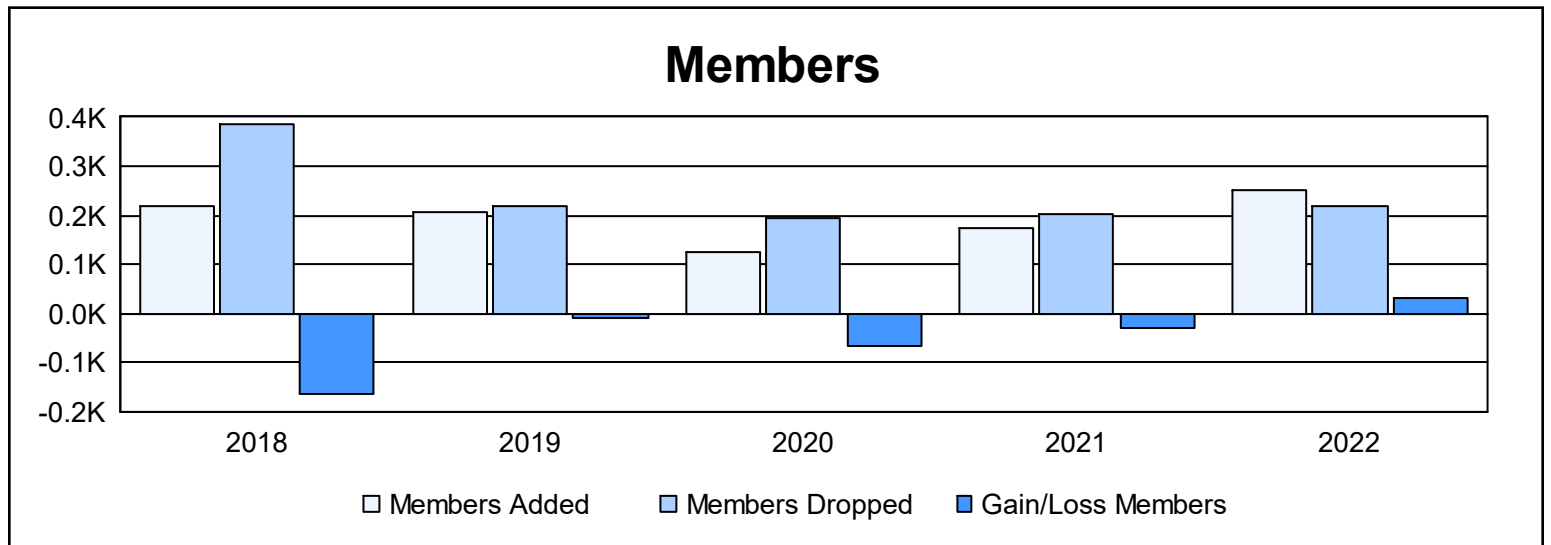
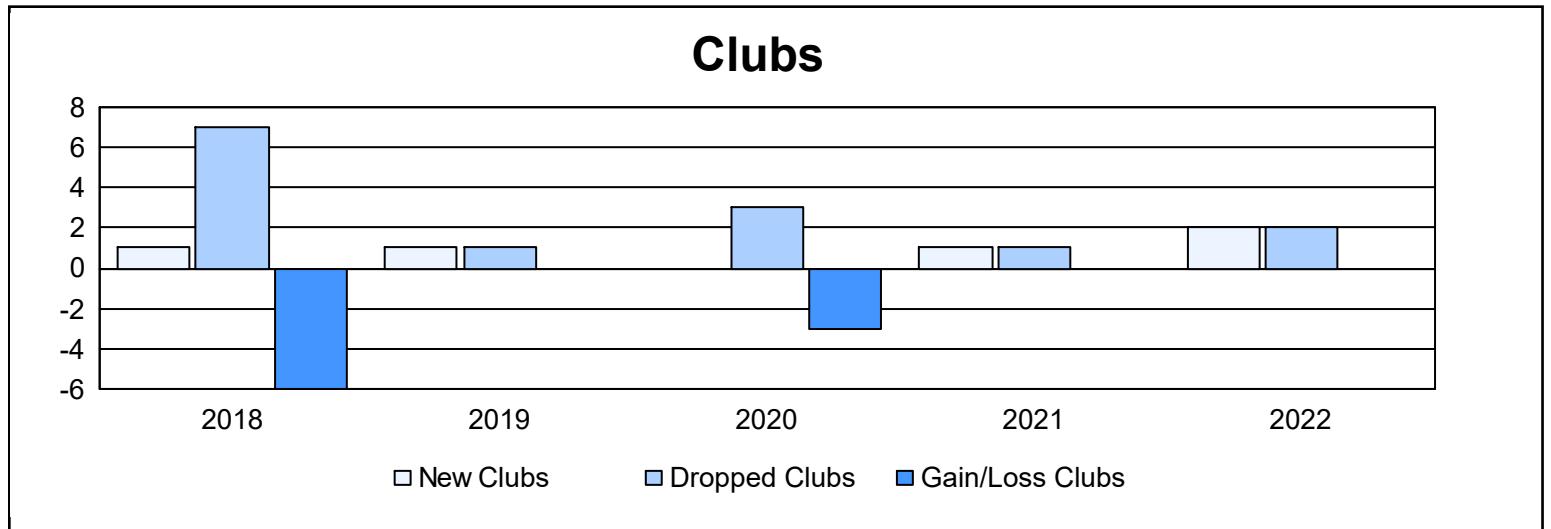
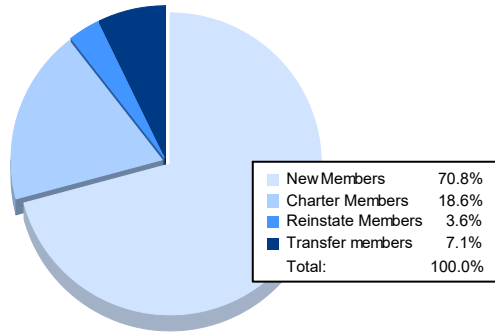


| Year           | New Clubs | Dropped Clubs | Gain/ Loss Clubs | New Members | Charter Members | Reinstate Members | Transfer Members | Total Member Added | Total Members Dropped | Gain/ Loss Members |
|----------------|-----------|---------------|------------------|-------------|-----------------|-------------------|------------------|--------------------|-----------------------|--------------------|
| 2017-2018      | 1         | 7             | -6               | 152         | 44              | 6                 | 17               | 219                | 385                   | -166               |
| 2018-2019      | 1         | 1             | 0                | 163         | 23              | 9                 | 13               | 208                | 219                   | -11                |
| 2019-2020      | 0         | 3             | -3               | 111         | 0               | 4                 | 12               | 127                | 195                   | -68                |
| 2020-2021      | 1         | 1             | 0                | 116         | 44              | 5                 | 8                | 173                | 202                   | -29                |
| 2021-2022      | 2         | 2             | 0                | 179         | 47              | 9                 | 18               | 253                | 220                   | 33                 |
| <b>Average</b> | <b>1</b>  | <b>3</b>      | <b>-2</b>        | <b>144</b>  | <b>32</b>       | <b>7</b>          | <b>14</b>        | <b>196</b>         | <b>244</b>            | <b>-48</b>         |



### Membership Composition June 2022 Cumulative



### Gender Composition June 2022 Cumulative

